

Existing rates of: **Wasting:** 2.5% **Stunting:** 27.4% **Proportion of population underweight:** 5.9%

Source: Government of South Africa (DHS, 2016)


















Strong Performance

- The Government of South Africa has ensured tenure security for rural populations. Land titling is common and land markets function well. Policy promotes equitable access to common property resources.
- South Africa instituted a separate budget line for nutrition, enabling transparency and accountability for spending.
- The National Nutrition Policy/Strategy identifies time bound nutrition targets and a multisectoral and multistakeholder policy coordination mechanism has been set up.
- Policymakers in South Africa benefit from regular nutrition surveys that are statistically representative at national level. The last survey was published in 2016.
- The Government has fully enshrined the International Code of Marketing of Breastmilk Substitutes into domestic law.
- The Government of South Africa promotes complementary feeding practices.
- 95.5% of the population of South Africa in 2017 has access to an improved drinking water source.
- In South Africa 94% of women aged 15-49 were visited at least once during pregnancy by skilled health personnel in 2016.
- In South Africa, constitutional protection of the right to food and the right to social security is strong.




Areas for improvement




- Spending on agriculture (1.2% of public spending in 2018), does not meet government commitments set out in the African Union's Maputo Declaration (10% of public spending).
- South Africa's spending in its health sector (13.3% of public spending in 2017) is close to, yet not fully meeting government commitments set out in the African Union's Abuja Declaration (15% of public spending).
- In South Africa, the law gives women and men equal economic rights and equal legal access to agricultural land. However, these laws are not effectively enforced and discriminatory practices against women continue, increasing their vulnerability to hunger and undernutrition.
- The Government of South Africa has achieved two high doses of vitamin A supplementation for only 50% of children in 2018.




Hunger Reduction Commitment Index (HRCI)

| Public spending | Score* | Year | HRCI Rank of 45 |
|--|---|------|-----------------|
|  Public spending on agriculture as share of total public spending ¹ |  1.2% | 2018 | 42nd |
|  Public spending on health as share of total public spending ² |  13.3% | 2017 | 4th |
| Policies | | | |
|  Access to land (security of tenure) ³ |  Strong | 2016 | Joint 11th |
|  Access to agricultural research and extension services ³ |  Moderate | 2013 | 34th |
|  Civil registration system — coverage of live births |  88.6% | 2017 | 7th |
|  Functioning of social protection systems ³ |  Moderate | 2018 | Joint 2nd |
| Laws | | | |
|  Level of constitutional protection of the right to food ³ |  Strong | 2016 | Joint 1st |
|  Equality of women's access to agricultural land (property rights) ⁴ |  In Law, not in Practice | 2019 | Joint 3rd |
|  Equality of women's economic rights ⁴ |  In Law, not in Practice | 2019 | Joint 5th |
|  Constitution recognises the right to social security (yes/no) |  Yes | 2016 | Joint 1st |

























¹ Possible scores are:  <75% of AU's commitments set out in the Maputo Declaration  >=75 % and <100%  >=100%

² Possible scores are:  <75% of AU's commitments set out in the Abuja Declaration  >=75 % and <100%  >=100%

³ Possible scores are:  Very weak/Weak  Moderate  Strong/Very strong

⁴ Possible scores are:  Not in Law  In Law, Not in Practice  In Law & Practice

Nutrition Commitment Index (NCI)

| Public spending | Score* | Year | NCI Rank of 45 |
|--|---|------|----------------|
|  Separate budget for nutrition (no/sectoral only/yes) |  Yes | 2019 | Joint 1st |
| Policies | | | |
|  Vitamin A supplementation coverage for children |  50% | 2018 | 32nd |
|  Government promotes complementary feeding (yes/no) |  Yes | 2016 | Joint 1st |
|  Population with access to an improved water source |  95.5% | 2017 | 3rd |
|  Population with access to improved sanitation |  75.7% | 2017 | 5th |
|  Health care visits for pregnant women |  94% | 2016 | 18th |
|  Nutrition features in national development policy ¹ |  Moderate | 2030 | 16th |
|  National nutrition policy/strategy (yes/no) |  Yes | 2019 | Joint 1st |
|  Multisector and multistakeholder policy coordination (yes/no) |  Yes | 2019 | Joint 1st |
|  Time bound nutrition targets (yes/no) |  Yes | 2019 | Joint 1st |
|  National nutrition survey in last 3 years (yes/no) |  Yes | 2016 | Joint 1st |
| Laws | | | |
|  ICMBMS [^] enshrined in domestic law ² |  Fully Enshrined | 2019 | Joint 1st |

¹ Possible scores are:  Weak  Moderate  Strong (Note: Performance relative to other countries)

² Possible scores are:  Not enshrined in law  Few/Many aspects enshrined  Fully enshrined

[^] International Code of Marketing of Breastmilk Substitutes