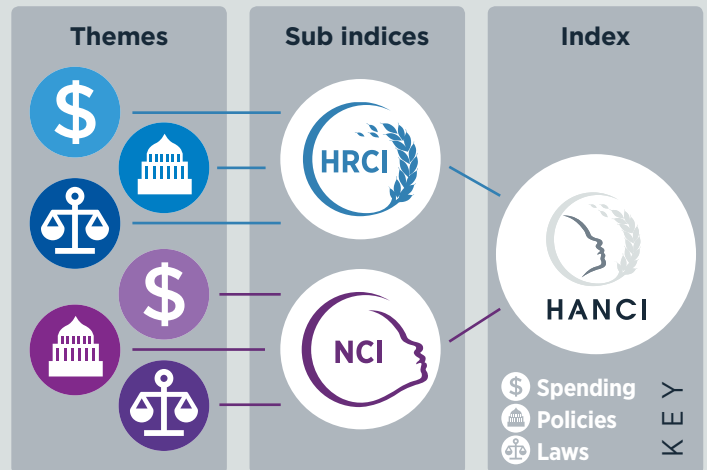
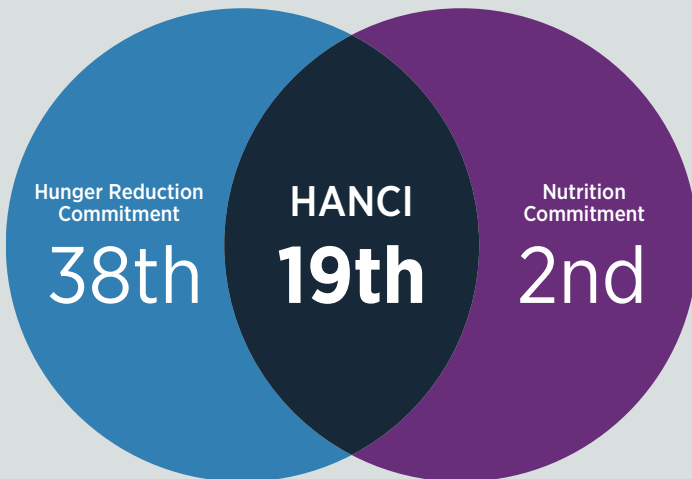


 **Key data for Pakistan**



Existing rates of: **Wasting: 7.1%** **Stunting: 37.6%** **Proportion of population underweight: 23.1%**

Source: Government of Pakistan (DHS,2018)






Strong Performance




- Pakistan instituted a separate budget line for nutrition, enabling transparency and accountability for spending.
- The National Nutrition Policy/Strategy identifies time bound nutrition targets and a multisectoral and multistakeholder policy coordination mechanism has been set up.
- Policymakers in Pakistan benefit from regular nutrition surveys that are statistically representative at national level. The last survey was published in 2017-2018.
- The Government has fully enshrined the International Code of Marketing of Breastmilk Substitutes into domestic law.
- The Government of Pakistan promotes complementary feeding practices and has achieved two high doses of vitamin A supplementation for 92% of children in 2018.
- 92.1% of the population of Pakistan in 2017 has access to an improved drinking water source.
- In Pakistan, constitutional protection of the right to social security is strong.

Areas for improvement













- In Pakistan, the law does not give women economic rights equal to men. Men and women have equal legal access to agricultural land, but this is not effectively enforced and discriminatory practices against women continue, increasing their vulnerability to hunger and undernutrition.
- Weak access to improved sanitation facilities (59.9% in 2017) obstructs better hunger and nutrition outcomes.
- Social safety nets in Pakistan are basic and only cover few risks for a limited number of beneficiaries.
- Civil registration rates are weak (42.2% in 2017-18) and potentially hold back children's access to critical public services such as health and education.

Hunger Reduction Commitment Index (HRCI)

Public spending	Score*	Year	HRCI Rank of 45
 Public spending on agriculture as share of total public spending ¹	1.9%	2016	37th
 Public spending on health as share of total public spending ²	4.3%	2017	34th
Policies			
 Access to land (security of tenure) ³	Moderate	2019	Joint 22nd
 Access to agricultural research and extension services ³	Moderate	2019	35th
 Civil registration system — coverage of live births	42.2%	2017-18	36th
 Functioning of social protection systems ³	Weak	2018	Joint 26th
Laws			
 Level of constitutional protection of the right to food ³	Moderate	2017	Joint 10th
 Equality of women's access to agricultural land (property rights) ⁴	In Law, not in Practice	2019	Joint 28th
 Equality of women's economic rights ⁴	Not in Law	2019	Joint 16th
 Constitution recognises the right to social security (yes/no)	Yes	2017	Joint 1st

¹ No benchmark² No benchmark³ Possible scores are:  Very weak/Weak  Moderate  Strong/Very strong⁴ Possible scores are:  Not in Law  In Law, Not in Practice  In Law & Practice

Nutrition Commitment Index (NCI)

Public spending	Score*	Year	NCI Rank of 45
 Separate budget for nutrition (no/sectoral only/yes)	Yes	2019	Joint 1st
Policies			
 Vitamin A supplementation coverage for children	92%	2018	Joint 9th
 Government promotes complementary feeding (yes/no)	Yes	2012	Joint 1st
 Population with access to an improved water source	92.1%	2017	9th
 Population with access to improved sanitation	59.9%	2017	12th
 Health care visits for pregnant women	86.2%	2017-2018	29th
 Nutrition features in national development policy ¹	Moderate	2025	27th
 National nutrition policy/strategy (yes/no)	Yes	2019	Joint 1st
 Multisector and multistakeholder policy coordination (yes/no)	Yes	2019	Joint 1st
 Time bound nutrition targets (yes/no)	Yes	2019	Joint 1st
 National nutrition survey in last 3 years (yes/no)	Yes	2017-2018	Joint 1st
Laws			
 ICMBMS [^] enshrined in domestic law ²	Fully Enshrined	2019	Joint 1st

¹ Possible scores are:  Weak  Moderate  Strong (Note: Performance relative to other countries)² Possible scores are:  Not enshrined in law  Few/Many aspects enshrined  Fully enshrined[^] International Code of Marketing of Breastmilk Substitutes