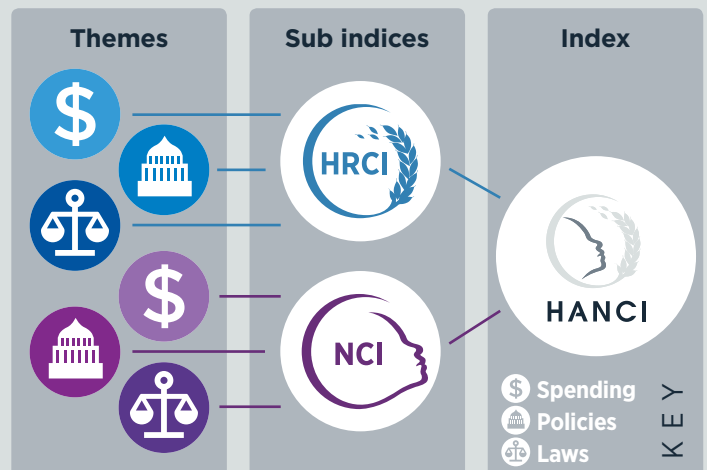
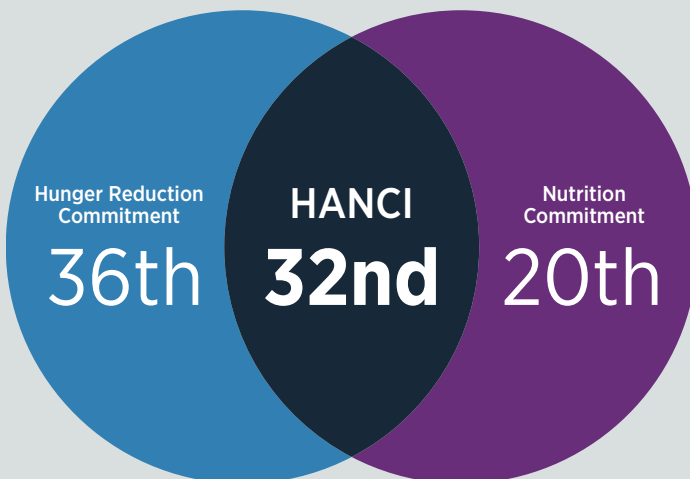


## Key data for Nigeria



Existing rates of: **Wasting: 6.8%** **Stunting: 36.8%** **Proportion of population underweight: 21.8%**

Source: Government of Nigeria (DHS, 2018)

### Strong Performance

- The Government encourages varied agricultural research and extension services, and local farmer organisations are involved in setting policy priorities. The extension system is effective and properly reaches out to poor farmers. Government policies, strategies and mechanisms seek to ensure gender equity in access to extension services.
- Nigeria instituted a separate budget line for nutrition, enabling transparency and accountability for spending.
- The National Nutrition Policy/Strategy identifies time bound nutrition targets and a multisectoral and multistakeholder policy coordination mechanism has been set up.
- Policymakers in Nigeria benefit from regular nutrition surveys that are statistically representative at national level. The last survey was published in 2016-2017.
- The Government of Nigeria promotes complementary feeding practices.
- In Nigeria, constitutional protection of the right to social security is strong.

### Areas for improvement


- Spending on agriculture (2.3% of public spending in 2019), does not meet government commitments set out in the African Union's Maputo Declaration (10% of public spending).
- Nigeria's spending in its health sector (4.6% of public spending in 2017) does not fully meet (15%) commitments set out in the Abuja Declaration.
- The Government of Nigeria has not ensured tenure security for rural populations. Land titling is weak and land markets do not function well.
- In Nigeria, the law does not give women economic rights equal to men. Men and women have equal legal access to agricultural land, but this is not effectively enforced and discriminatory practices against women continue, increasing their vulnerability to hunger and undernutrition.
- Relative to other HANCI countries, Nigeria's medium/long term national development policy (Economic Recovery & Growth Plan) places weak importance to nutrition.
- Weak access to improved sanitation facilities (39.2% in 2017) obstructs better hunger and nutrition outcomes.
- In Nigeria only 67% of women aged 15-49 were visited at least once during pregnancy by skilled health personnel in 2018.
- In Nigeria, constitutional protection of the right to food is weak.
- Social safety nets in Nigeria are basic and only cover few risks for a limited number of beneficiaries.









## Key data for Nigeria



### Hunger Reduction Commitment Index (HRCI)

Public spending	Score*	Year	HRCI Rank of 45
 Public spending on agriculture as share of total public spending <sup>1</sup>	 2.3%	2019	32nd
 Public spending on health as share of total public spending <sup>2</sup>	 4.6%	2017	Joint 31st
<b>Policies</b>			
 Access to land (security of tenure) <sup>3</sup>	 Weak	2019	Joint 38th
 Access to agricultural research and extension services <sup>3</sup>	 Strong	2019	Joint 17th
 Civil registration system — coverage of live births	 42.6%	2018	34th
 Functioning of social protection systems <sup>3</sup>	 Weak	2018	Joint 11th
<b>Laws</b>			
 Level of constitutional protection of the right to food <sup>3</sup>	 Weak	2019	Joint 30th
 Equality of women's access to agricultural land (property rights) <sup>4</sup>	 In Law, not in Practice	2019	Joint 3rd
 Equality of women's economic rights <sup>4</sup>	 Not in Law	2019	Joint 16th
 Constitution recognises the right to social security (yes/no)	 Yes	2017	Joint 1st

























<sup>1</sup> Possible scores are:  <75% of AU's commitments set out in the Maputo Declaration  >=75 % and <100%  >=100%

<sup>2</sup> Possible scores are:  <75% of AU's commitments set out in the Abuja Declaration  >=75 % and <100%  >=100%

<sup>3</sup> Possible scores are:  Very weak/Weak  Moderate  Strong/Very strong

<sup>4</sup> Possible scores are:  Not in Law  In Law, Not in Practice  In Law & Practice

### Nutrition Commitment Index (NCI)

Public spending	Score*	Year	NCI Rank of 45
 Separate budget for nutrition (no/sectoral only/yes)	 Yes	2019	Joint 1st
<b>Policies</b>			
 Vitamin A supplementation coverage for children	 80%	2018	16th
 Government promotes complementary feeding (yes/no)	 Yes	2015	Joint 1st
 Population with access to an improved water source	 77.9%	2017	29th
 Population with access to improved sanitation	 39.2%	2017	23rd
 Health care visits for pregnant women	 67%	2018	42nd
 Nutrition features in national development policy <sup>1</sup>	 Weak	2017-2020	43rd
 National nutrition policy/strategy (yes/no)	 Yes	2019	Joint 1st
 Multisector and multistakeholder policy coordination (yes/no)	 Yes	2019	Joint 1st
 Time bound nutrition targets (yes/no)	 Yes	2019	Joint 1st
 National nutrition survey in last 3 years (yes/no)	 Yes	2016-2017	Joint 1st
<b>Laws</b>			
 ICMBMS <sup>^</sup> enshrined in domestic law <sup>2</sup>	 Many Aspects Enshrined	2019	Joint 19th

<sup>1</sup> Possible scores are:  Weak  Moderate  Strong (Note: Performance relative to other countries)

<sup>2</sup> Possible scores are:  Not enshrined in law  Few/Many aspects enshrined  Fully enshrined

<sup>^</sup> International Code of Marketing of Breastmilk Substitutes

\*For full details visit:  
[www.hancindex.org](http://www.hancindex.org)