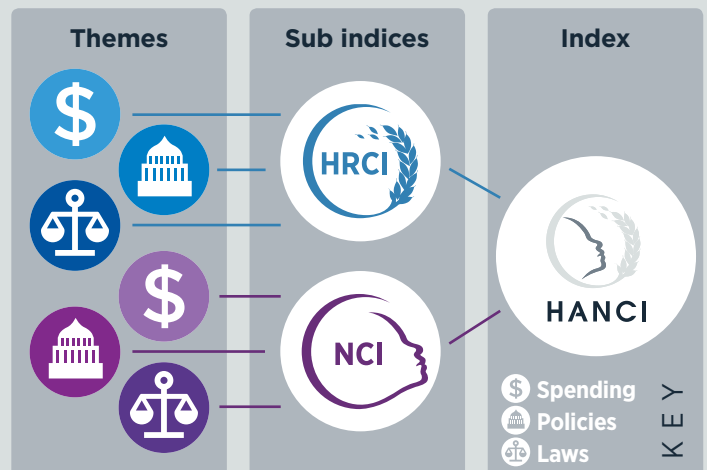
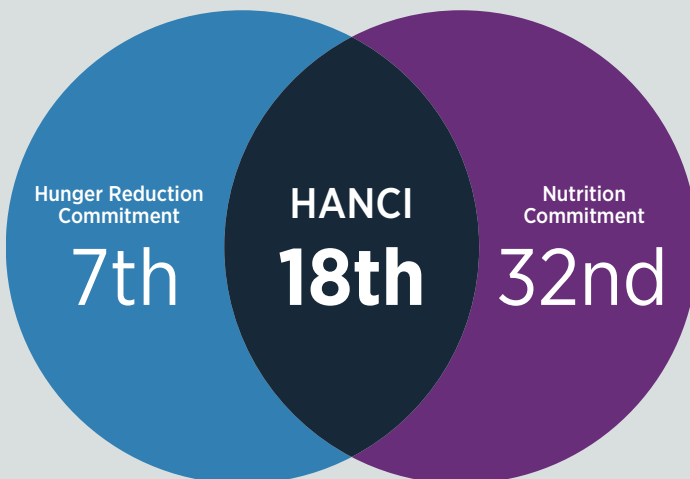




Key data for Niger



Existing rates of: **Wasting:** 14.1% **Stunting:** 48.5% **Proportion of population underweight:** 37.5%

Source: Government of Niger (SMART, 2018)


Strong Performance


- Spending on agriculture (10.1% of public spending in 2018) meets government commitments set out in the African Union's Maputo Declaration (10% of public spending).
- Relative to other HANCI countries, Niger's medium/long term national development policy (Plan de Développement Economique et Social) assigns strong importance to nutrition.
- Niger instituted a separate budget line for nutrition, enabling transparency and accountability for spending.
- The National Nutrition Policy/Strategy identifies time bound nutrition targets and a multisectoral and multistakeholder policy coordination mechanism has been set up.
- The Government of Niger promotes complementary feeding practices.
- In Niger, constitutional protection of the right to food and the right to social security is strong.




Areas for improvement




- Niger's spending in its health sector (9.7% of public spending in 2017) does not fully meet (15%) commitments set out in the Abuja Declaration.
- In Niger, the law does not give women economic rights equal to men. Men and women have equal legal access to agricultural land, but this is not effectively enforced and discriminatory practices against women continue, increasing their vulnerability to hunger and undernutrition.
- Policymakers in Niger do not benefit from regular nutrition surveys that are statistically representative at national level. The last survey was published in 2012.
- The Government of Niger has achieved two high doses of vitamin A supplementation for only 64% of children in 2018.
- Weak access to an improved source of drinking water (65.2% in 2017) and an improved sanitation facility (13.6% in 2017) prevents positive outcomes for hunger and nutrition in Niger.
- Social safety nets in Niger are basic and only cover few risks for a limited number of beneficiaries.
- Civil registration rates are weak (63.9% in 2012) and potentially hold back children's access to critical public services such as health and education.



Hunger Reduction Commitment Index (HRCI)

Public spending	Score*	Year	HRCI Rank of 45
 Public spending on agriculture as share of total public spending ¹	10.1%	2018	7th
 Public spending on health as share of total public spending ²	9.7%	2017	9th
Policies			
 Access to land (security of tenure) ³	Moderate	2019	Joint 18th
 Access to agricultural research and extension services ³	Moderate	2019	Joint 26th
 Civil registration system — coverage of live births	63.9%	2012	27th
 Functioning of social protection systems ³	Weak	2018	Joint 26th
Laws			
 Level of constitutional protection of the right to food ³	Strong	2019	Joint 1st
 Equality of women's access to agricultural land (property rights) ⁴	In Law, not in Practice	2019	Joint 3rd
 Equality of women's economic rights ⁴	Not in Law	2019	Joint 16th
 Constitution recognises the right to social security (yes/no)	Yes	2016	Joint 1st













¹ Possible scores are:  <75% of AU's commitments set out in the Maputo Declaration  >=75 % and <100%  >=100%

² Possible scores are:  <75% of AU's commitments set out in the Abuja Declaration  >=75 % and <100%  >=100%

³ Possible scores are:  Very weak/Weak  Moderate  Strong/Very strong

⁴ Possible scores are:  Not in Law  In Law, Not in Practice  In Law & Practice

Nutrition Commitment Index (NCI)

Public spending	Score*	Year	NCI Rank of 45
 Separate budget for nutrition (no/sectoral only/yes)	Yes	2019	Joint 1st
Policies			
 Vitamin A supplementation coverage for children	64%	2018	Joint 24th
 Government promotes complementary feeding (yes/no)	Yes	2016	Joint 1st
 Population with access to an improved water source	65.2%	2017	43rd
 Population with access to improved sanitation	13.6%	2017	43rd
 Health care visits for pregnant women	82.8%	2012	34th
 Nutrition features in national development policy ¹	Strong	2017-2021	2nd
 National nutrition policy/strategy (yes/no)	Yes	2019	Joint 1st
 Multisector and multistakeholder policy coordination (yes/no)	Yes	2019	Joint 1st
 Time bound nutrition targets (yes/no)	Yes	2019	Joint 1st
 National nutrition survey in last 3 years (yes/no)	No	2012	Joint 39th
Laws			
 ICMSB [^] enshrined in domestic law ²	Few Aspects Enshrined	2019	Joint 34th

¹ Possible scores are:  Weak  Moderate  Strong (Note: Performance relative to other countries)

² Possible scores are:  Not enshrined in law  Few/Many aspects enshrined  Fully enshrined

[^] International Code of Marketing of Breastmilk Substitutes