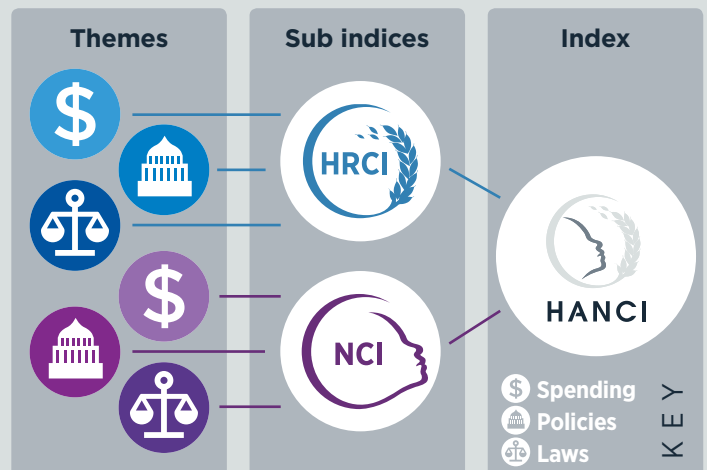
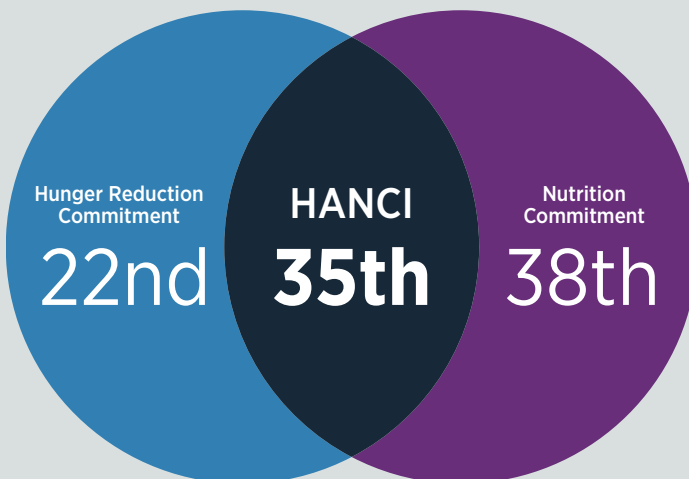



Key data for Mauritania


Existing rates of: **Wasting: 11.5%** **Stunting: 22.8%** **Proportion of population underweight: 19.2%**

Source: Government of Mauritania (SMART, 2018)

Strong Performance

- Spending on agriculture (10% of public spending in 2019) meets government commitments set out in the African Union's Maputo Declaration (10% of public spending).
- The Government encourages varied agricultural research and extension services, and local farmer organisations are involved in setting policy priorities. The extension system is effective and properly reaches out to poor farmers. Government policies, strategies and mechanisms seek to ensure gender equity in access to extension services. This has been the case for an extended period.
- The National Nutrition Policy/Strategy identifies time bound nutrition targets and a multisectoral and multistakeholder policy coordination mechanism has been set up.
- Policymakers in Mauritania benefit from regular nutrition surveys that are statistically representative at national level. The last survey was published in 2019-2020.
- The Government of Mauritania promotes complementary feeding practices.




Areas for improvement




- Mauritania's spending in its health sector (6.1% of public spending in 2017) does not fully meet (15%) commitments set out in the Abuja Declaration.
- In Mauritania, the law does not give women economic rights equal to men. Men and women have equal legal access to agricultural land, but this is not effectively enforced and discriminatory practices against women continue, increasing their vulnerability to hunger and undernutrition.
- Relative to other HANCI countries, Mauritania's medium/long term national development policy (Document de Strategie Pays (DSP)) places weak importance to nutrition.
- The Government of Mauritania has not enshrined the International Code of Marketing of Breastmilk Substitutes into domestic law.
- Weak access to improved sanitation facilities (48.4% in 2017) obstructs better hunger and nutrition outcomes.
- In Mauritania, constitutional protection of the right to food and the right to social security is weak.
- Social safety nets in Mauritania are basic and only cover few risks for a limited number of beneficiaries.
- Civil registration rates are weak (65.6% in 2015) and potentially hold back children's access to critical public services such as health and education.



Hunger Reduction Commitment Index (HRCI)

Public spending	Score*	Year	HRCI Rank of 45
 Public spending on agriculture as share of total public spending ¹	 10%	2019	Joint 8th
 Public spending on health as share of total public spending ²	 6.1%	2017	Joint 21st
Policies			
 Access to land (security of tenure) ³	 Moderate	2019	Joint 31st
 Access to agricultural research and extension services ³	 Very Strong	2019	1st
 Civil registration system — coverage of live births	 65.6%	2015	26th
 Functioning of social protection systems ³	 Weak	2018	Joint 11th
Laws			
 Level of constitutional protection of the right to food ³	 Weak	2019	Joint 30th
 Equality of women's access to agricultural land (property rights) ⁴	 In Law, not in Practice	2019	39th
 Equality of women's economic rights ⁴	 Not in Law	2019	Joint 16th
 Constitution recognises the right to social security (yes/no)	 No	2012	Joint 33rd

























¹ Possible scores are:  <75% of AU's commitments set out in the Maputo Declaration  >=75 % and <100%  >=100%

² Possible scores are:  <75% of AU's commitments set out in the Abuja Declaration  >=75 % and <100%  >=100%

³ Possible scores are:  Very weak/Weak  Moderate  Strong/Very strong

⁴ Possible scores are:  Not in Law  In Law, Not in Practice  In Law & Practice

Nutrition Commitment Index (NCI)

Public spending	Score*	Year	NCI Rank of 45
 Separate budget for nutrition (no/sectoral only/yes)	 Sectoral only	2019	Joint 24th
Policies			
 Vitamin A supplementation coverage for children	 85%	2018	13th
 Government promotes complementary feeding (yes/no)	 Yes	2014	Joint 1st
 Population with access to an improved water source	 84.4%	2017	18th
 Population with access to improved sanitation	 48.4%	2017	17th
 Health care visits for pregnant women	 84.7%	2015	31st
 Nutrition features in national development policy ¹	 Weak	2016-2020	35th
 National nutrition policy/strategy (yes/no)	 Yes	2019	Joint 1st
 Multisector and multistakeholder policy coordination (yes/no)	 Yes	2019	Joint 1st
 Time bound nutrition targets (yes/no)	 Yes	2019	Joint 1st
 National nutrition survey in last 3 years (yes/no)	 Yes	2019-2020	Joint 1st
Laws			
 ICMSB [^] enshrined in domestic law ²	 Not Enshrined in Law	2019	Joint 40th

¹ Possible scores are:  Weak  Moderate  Strong (Note: Performance relative to other countries)

² Possible scores are:  Not enshrined in law  Few/Many aspects enshrined  Fully enshrined

[^] International Code of Marketing of Breastmilk Substitutes