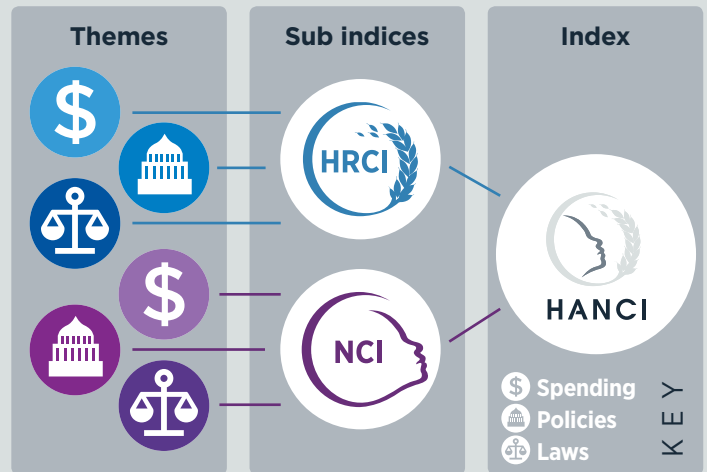
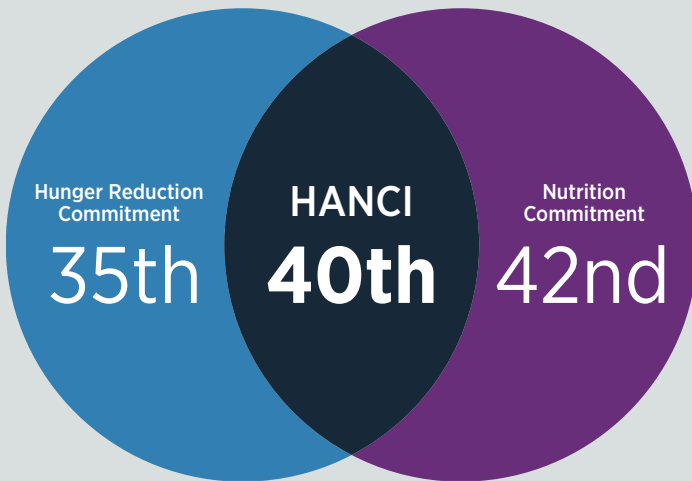




Key data for Liberia



Existing rates of: **Wasting:** 4.3% **Stunting:** 30.1% **Proportion of population underweight:** 13.6%

Source: Government of Liberia (SMART,2016)

Strong Performance

- The Government encourages varied agricultural research and extension services, and local farmer organisations are involved in setting policy priorities. The extension system is effective and properly reaches out to poor farmers. Government policies, strategies and mechanisms seek to ensure gender equity in access to extension services.
- Liberia has devised a National Nutrition Policy/Strategy.
- Policymakers in Liberia benefit from regular nutrition surveys that are statistically representative at national level. The last survey was published in 2019.
- The Government of Liberia promotes complementary feeding practices.
- In Liberia 95.9% of women aged 15-49 were visited at least once during pregnancy by skilled health personnel in 2013.
- In Liberia, constitutional protection of the right to social security is strong.

Areas for improvement




- Spending on agriculture (1.2% of public spending in 2019), does not meet government commitments set out in the African Union's Maputo Declaration (10% of public spending).
- Liberia's spending in its health sector (4.2% of public spending in 2017) does not fully meet (15%) commitments set out in the Abuja Declaration.
- In Liberia, the law gives women and men equal economic rights and equal legal access to agricultural land. However, these laws are not effectively enforced and discriminatory practices against women continue, increasing their vulnerability to hunger and undernutrition.
- Even though Liberia has developed a National Nutrition Policy/Strategy and clear time-bound nutrition targets, a multisectoral and multistakeholder policy coordination mechanism is still lacking.
- The Government of Liberia has not enshrined the International Code of Marketing of Breastmilk Substitutes into domestic law.
- The Government of Liberia has achieved two high doses of vitamin A supplementation for only 62% of children in 2018.
- Weak access to improved sanitation facilities (17% in 2017) obstructs better hunger and nutrition outcomes.
- In Liberia, constitutional protection of the right to food is weak.
- Social safety nets in Liberia are basic and only cover few risks for a limited number of beneficiaries.




HANCI compares 45 developing countries for their performance on 22 indicators of political commitment to reduce hunger and undernutrition. All the countries compared in the index have high rates of hunger and undernutrition. Country scores are calculated in relation to the political commitment of the other countries in the index.



Hunger Reduction Commitment Index (HRCI)

Public spending	Score*	Year	HRCI Rank of 45
 Public spending on agriculture as share of total public spending ¹	 1.2%	2019	41st
 Public spending on health as share of total public spending ²	 4.2%	2017	35th
Policies			
 Access to land (security of tenure) ³	 Moderate	2019	Joint 28th
 Access to agricultural research and extension services ³	 Strong	2019	Joint 9th
 Civil registration system — coverage of live births	 24.6%	2013	Joint 41st
 Functioning of social protection systems ³	 Weak	2018	Joint 26th
Laws			
 Level of constitutional protection of the right to food ³	 Weak	2019	Joint 30th
 Equality of women's access to agricultural land (property rights) ⁴	 In Law, not in Practice	2019	Joint 28th
 Equality of women's economic rights ⁴	 In Law, not in Practice	2019	Joint 5th
 Constitution recognises the right to social security (yes/no)	 Yes	2006	Joint 1st

























¹ Possible scores are:  <75% of AU's commitments set out in the Maputo Declaration  >=75 % and <100%  >=100%

² Possible scores are:  <75% of AU's commitments set out in the Abuja Declaration  >=75 % and <100%  >=100%

³ Possible scores are:  Very weak/Weak  Moderate  Strong/Very strong

⁴ Possible scores are:  Not in Law  In Law, Not in Practice  In Law & Practice

Nutrition Commitment Index (NCI)

Public spending	Score*	Year	NCI Rank of 45
 Separate budget for nutrition (no/sectoral only/yes)	 Sectoral only	2019	Joint 24th
Policies			
 Vitamin A supplementation coverage for children	 62%	2018	Joint 26th
 Government promotes complementary feeding (yes/no)	 Yes	2011	Joint 1st
 Population with access to an improved water source	 81%	2017	21st
 Population with access to improved sanitation	 17%	2017	39th
 Health care visits for pregnant women	 95.9%	2013	15th
 Nutrition features in national development policy ¹	 Moderate	2018-2023	17th
 National nutrition policy/strategy (yes/no)	 Yes	2019	Joint 1st
 Multisector and multistakeholder policy coordination (yes/no)	 No	2019	Joint 42nd
 Time bound nutrition targets (yes/no)	 Yes	2019	Joint 1st
 National nutrition survey in last 3 years (yes/no)	 Yes	2019	Joint 1st
Laws			
 ICMBMS [^] enshrined in domestic law ²	 Not Enshrined in Law	2019	Joint 40th

¹ Possible scores are:  Weak  Moderate  Strong (Note: Performance relative to other countries)

² Possible scores are:  Not enshrined in law  Few/Many aspects enshrined  Fully enshrined

[^] International Code of Marketing of Breastmilk Substitutes