

Existing rates of: **Wasting: 8.1%** **Stunting: 18.8%** **Proportion of population underweight: 13.3%**

Source: Government of Senegal (SMART,2019)





















Strong Performance

- Spending on agriculture (10.7% of public spending in 2018) meets government commitments set out in the African Union's Maputo Declaration (10% of public spending).
- Senegal instituted a separate budget line for nutrition, enabling transparency and accountability for spending.
- The National Nutrition Policy/Strategy identifies time bound nutrition targets and a multisectoral and multistakeholder policy coordination mechanism has been set up.
- Policymakers in Senegal benefit from regular nutrition surveys that are statistically representative at national level. The last survey was published in 2018.
- The Government of Senegal promotes complementary feeding practices.
- In Senegal 97.1% of women aged 15-49 were visited at least once during pregnancy by skilled health personnel in 2017.

Areas for improvement




- Senegal's spending in its health sector (3.9% of public spending in 2017) does not fully meet (15%) commitments set out in the Abuja Declaration.
- The Government of Senegal has not ensured tenure security for rural populations. Land titling is weak and land markets do not function well.
- Extension services are the preserve of government and poor farmers have no say in setting policy priorities. The agricultural research and extension system is not properly reaching out to poor farmers. There is no policy promoting gender equity in access to extension services.
- In Senegal, the law does not give women economic rights equal to men. Men and women have equal legal access to agricultural land, but this is not effectively enforced and discriminatory practices against women continue, increasing their vulnerability to hunger and undernutrition.
- The Government of Senegal has achieved two high doses of vitamin A supplementation for only 57% of children in 2018.
- Weak access to improved sanitation facilities (56% in 2018) obstructs better hunger and nutrition outcomes.
- In Senegal, constitutional protection of the right to social security is weak.

Hunger Reduction Commitment Index (HRCI)

Public spending	Score*	Year	HRCI Rank of 45
 Public spending on agriculture as share of total public spending ¹	 10.7%	2018	5th
 Public spending on health as share of total public spending ²	 3.9%	2017	39th
Policies			
 Access to land (security of tenure) ³	 Weak	2019	41st
 Access to agricultural research and extension services ³	 Weak	2019	36th
 Civil registration system — coverage of live births	 77.4%	2017	19th
 Functioning of social protection systems ³	 Moderate	2018	7th
Laws			
 Level of constitutional protection of the right to food ³	 Moderate	2016	Joint 8th
 Equality of women's access to agricultural land (property rights) ⁴	 In Law, not in Practice	2019	Joint 3rd
 Equality of women's economic rights ⁴	 Not in Law	2019	Joint 16th
 Constitutional right to social security (yes/no)	 No	2009	Joint 26th

























¹ Possible scores are:  <75% of agri. spending pledges (AU commitments set out in the Maputo Declaration)  >=75% & <100%  >=100%

² Possible scores are:  <75% of health spending pledges (AU commitments set out in the Abuja Declaration)  >=75% & <100%  >=100%

³ Possible scores are:  Very Weak/Weak  Moderate  Strong/Very Strong

⁴ Possible scores are:  Not in Law  In Law Not in Practice  In Law & Practice

Nutrition Commitment Index (NCI)

Public spending	Score*	Year	NCI Rank of 45
 Separate budget for nutrition (No/Sectoral only/Yes)	 Yes	2019	Joint 1st
Policies			
 Vitamin A supplementation coverage for children	 57%	2018	28th
 Government promotes complementary feeding (yes/no)	 Yes	2014	Joint 1st
 Population with access to an improved water source	 81%	2018	20th
 Population with access to improved sanitation	 56%	2018	10th
 Health care visits for pregnant women	 97.1%	2017	Joint 11th
 Nutrition features in national development policy ¹	 Moderate	2014-2018	27th
 National nutrition policy/strategy (yes/no)	 Yes	2019	Joint 1st
 Multisector and multistakeholder policy coordination (yes/no)	 Yes	2019	Joint 1st
 Time bound nutrition targets (yes/no)	 Yes	2019	Joint 1st
 National nutrition survey in last 3 years (yes/no)	 Yes	2018	Joint 1st
Laws			
 ICMBMS [^] Enshrined in domestic law ²	 Few Aspects Enshrined	2019	Joint 27th

¹ Possible scores are:  Very Weak/Weak  Moderate  Strong/Very Strong (Note: Performance relative to other countries).

² Possible scores are:  Not Enshrined in Law  Few/Many Aspects Enshrined  Fully enshrined.

[^] International Code of Marketing of Breastmilk Substitutes