

Existing rates of: **Wasting: 2%** **Stunting: 36.9%** **Proportion of population underweight: 8.9%**

Source: Government of Rwanda (CFSVA, 2015)





















Strong Performance

- The Government of Rwanda has ensured tenure security for rural populations. Land titling is common and land markets function well. Policy promotes equitable access to common property resources.
- The Government encourages varied agricultural research and extension services, and local farmer organisations are involved in setting policy priorities. The extension system is effective and properly reaches out to poor farmers. Government policies, strategies and mechanisms seek to ensure gender equity in access to extension services.
- Rwanda instituted a separate budget line for nutrition, enabling transparency and accountability for spending.
- The National Nutrition Policy/Strategy identifies time bound nutrition targets and a multisectoral and multistakeholder policy coordination mechanism has been set up.
- Policymakers in Rwanda benefit from regular nutrition surveys that are statistically representative at national level. The last survey was published in 2019-2020.
- The Government of Rwanda promotes complementary feeding practices and has achieved two high doses of vitamin A supplementation for 92% of children in 2018.
- In Rwanda 97.6% of women aged 15-49 were visited at least once during pregnancy by skilled health personnel in 2017.

Areas for improvement




- Spending on agriculture (9.4% of public spending in 2018) is close to, yet not fully meeting government commitments set out in the African Union's Maputo Declaration (10% of public spending).
- Rwanda's spending in its health sector (8.9% of public spending in 2017) does not fully meet (15%) commitments set out in the Abuja Declaration.
- In Rwanda, the law gives women and men equal economic rights and equal legal access to agricultural land. However, these laws are not effectively enforced and discriminatory practices against women continue, increasing their vulnerability to hunger and undernutrition.
- Weak access to improved sanitation facilities (66.6% in 2017) obstructs better hunger and nutrition outcomes.
- In Rwanda, constitutional protection of the right to food and the right to social security is weak.
- Civil registration rates are weak (56% in 2014-15) and potentially hold back children's access to critical public services such as health and education.

Hunger Reduction Commitment Index (HRCI)

Public spending	Score*	Year	HRCI Rank of 45
 Public spending on agriculture as share of total public spending ¹	 9.4%	2018	12th
 Public spending on health as share of total public spending ²	 8.9%	2017	17th
Policies			
 Access to land (security of tenure) ³	 Strong	2019	Joint 7th
 Access to agricultural research and extension services ³	 Strong	2019	Joint 18th
 Civil registration system — coverage of live births	 56%	2014-15	31st
 Functioning of social protection systems ³	 Moderate	2018	Joint 2nd
Laws			
 Level of constitutional protection of the right to food ³	 Weak	2016	Joint 29th
 Equality of women's access to agricultural land (property rights) ⁴	 In Law, not in Practice	2019	Joint 3rd
 Equality of women's economic rights ⁴	 In Law, not in Practice	2019	Joint 3rd
 Constitutional right to social security (yes/no)	 No	2015	Joint 26th

























¹ Possible scores are:  <75% of agri. spending pledges (AU commitments set out in the Maputo Declaration)  >=75% & <100%  >=100%

² Possible scores are:  <75% of health spending pledges (AU commitments set out in the Abuja Declaration)  >=75% & <100%  >=100%

³ Possible scores are:  Very Weak/Weak  Moderate  Strong/Very Strong

⁴ Possible scores are:  Not in Law  In Law Not in Practice  In Law & Practice

Nutrition Commitment Index (NCI)

Public spending	Score*	Year	NCI Rank of 45
 Separate budget for nutrition (No/Sectoral only/Yes)	 Yes	2019	Joint 1st
Policies			
 Vitamin A supplementation coverage for children	 92%	2018	11th
 Government promotes complementary feeding (yes/no)	 Yes	2010	Joint 1st
 Population with access to an improved water source	 79.5%	2017	24th
 Population with access to improved sanitation	 66.6%	2017	8th
 Health care visits for pregnant women	 97.6%	2017	Joint 7th
 Nutrition features in national development policy ¹	 Moderate	2017-2024	25th
 National nutrition policy/strategy (yes/no)	 Yes	2019	Joint 1st
 Multisector and multistakeholder policy coordination (yes/no)	 Yes	2019	Joint 1st
 Time bound nutrition targets (yes/no)	 Yes	2019	Joint 1st
 National nutrition survey in last 3 years (yes/no)	 Yes	2019-2020	Joint 1st
Laws			
 ICMBMS [^] Enshrined in domestic law ²	 Many Aspects Enshrined	2019	Joint 13th

¹ Possible scores are:  Very Weak/Weak  Moderate  Strong/Very Strong (Note: Performance relative to other countries).

² Possible scores are:  Not Enshrined in Law  Few/Many Aspects Enshrined  Fully enshrined.

[^] International Code of Marketing of Breastmilk Substitutes