

Existing rates of: **Wasting: 6%** **Stunting: 27.6%** **Proportion of population underweight: 17%**

Source: Government of Guinea-Bissau (MICS, 2014)











### Strong Performance

- The National Nutrition Policy/Strategy identifies time bound nutrition targets and a multisectoral and multistakeholder policy coordination mechanism has been set up.
- Policymakers in Guinea-Bissau benefit from regular nutrition surveys that are statistically representative at national level. The last survey was published in 2018.
- The Government of Guinea-Bissau promotes complementary feeding practices and has achieved two high doses of vitamin A supplementation for 95% of children in 2017.
- In Guinea-Bissau 92.4% of women aged 15-49 were visited at least once during pregnancy by skilled health personnel in 2014.

### Areas for improvement




- Spending on agriculture (2.4% of public spending in 2019), does not meet government commitments set out in the African Union's Maputo Declaration (10% of public spending).
- Guinea-Bissau's spending in its health sector (3% of public spending in 2017) does not fully meet (15%) commitments set out in the Abuja Declaration.
- Agricultural extension services are the preserve of government and poor farmers have no say in setting policy priorities. The agricultural research and extension system is not properly reaching out to poor farmers. There is no policy promoting gender equity in access to extension services. This has been the case for an extended period.
- In Guinea-Bissau, law does neither give women economic rights or agricultural land access rights equal to men. This increases women and children's vulnerability to hunger and undernutrition.
- Relative to other HANCI countries, Guinea-Bissau's medium/ long term national development policy (Plano Estratégico e Operacional 2015-2020 Terra Ranka Documento II Relatório Final) places weak importance to nutrition.
- Weak access to improved sanitation facilities (20.5% in 2017) obstructs better hunger and nutrition outcomes.
- In Guinea-Bissau, constitutional protection of the right to social security is weak.
- Social safety nets in Guinea-Bissau are basic and only cover few risks for a limited number of beneficiaries.
- Civil registration rates are weak (23.7% in 2014) and potentially hold back children's access to critical public services such as health and education.

## Hunger Reduction Commitment Index (HRCI)

Public spending	Score*	Year	HRCI Rank of 45
 Public spending on agriculture as share of total public spending <sup>1</sup>	2.4%	2019	33rd
 Public spending on health as share of total public spending <sup>2</sup>	3%	2017	45th
<b>Policies</b>			
 Access to land (security of tenure) <sup>3</sup>	Moderate	2019	Joint 13th
 Access to agricultural research and extension services <sup>3</sup>	Very Weak	2019	Joint 43rd
 Civil registration system — coverage of live births	23.7%	2014	42nd
 Functioning of social protection systems <sup>3</sup>	Weak	2020	Joint 8th
<b>Laws</b>			
 Level of constitutional protection of the right to food <sup>3</sup>	Moderate	2019	Joint 8th
 Equality of women's access to agricultural land (property rights) <sup>4</sup>	Not in Law	2019	Joint 39th
 Equality of women's economic rights <sup>4</sup>	Not in Law	2019	Joint 16th
 Constitutional right to social security (yes/no)	No	1996	Joint 26th













<sup>1</sup> Possible scores are:  <75% of agri. spending pledges (AU commitments set out in the Maputo Declaration)  >=75% & <100%  >=100%

<sup>2</sup> Possible scores are:  <75% of health spending pledges (AU commitments set out in the Abuja Declaration)  >=75% & <100%  >=100%

<sup>3</sup> Possible scores are:  Very Weak/Weak  Moderate  Strong/Very Strong

<sup>4</sup> Possible scores are:  Not in Law  In Law Not in Practice  In Law & Practice

## Nutrition Commitment Index (NCI)

Public spending	Score*	Year	NCI Rank of 45
 Separate budget for nutrition (No/Sectoral only/Yes)	Sectoral only	2019	Joint 16th
<b>Policies</b>			
 Vitamin A supplementation coverage for children	95%	2017	8th
 Government promotes complementary feeding (yes/no)	Yes	2010	Joint 1st
 Population with access to an improved water source	73.5%	2017	33rd
 Population with access to improved sanitation	20.5%	2017	32nd
 Health care visits for pregnant women	92.4%	2014	25th
 Nutrition features in national development policy <sup>1</sup>	Weak	2015-2020	31st
 National nutrition policy/strategy (yes/no)	Yes	2019	Joint 1st
 Multisector and multistakeholder policy coordination (yes/no)	Yes	2019	Joint 1st
 Time bound nutrition targets (yes/no)	Yes	2019	Joint 1st
 National nutrition survey in last 3 years (yes/no)	Yes	2018	Joint 1st
<b>Laws</b>			
 ICMBMS <sup>^</sup> Enshrined in domestic law <sup>2</sup>	Few Aspects Enshrined	2019	Joint 27th

<sup>1</sup> Possible scores are:  Very Weak/Weak  Moderate  Strong/Very Strong (Note: Performance relative to other countries).

<sup>2</sup> Possible scores are:  Not Enshrined in Law  Few/Many Aspects Enshrined  Fully enshrined.

<sup>^</sup> International Code of Marketing of Breastmilk Substitutes