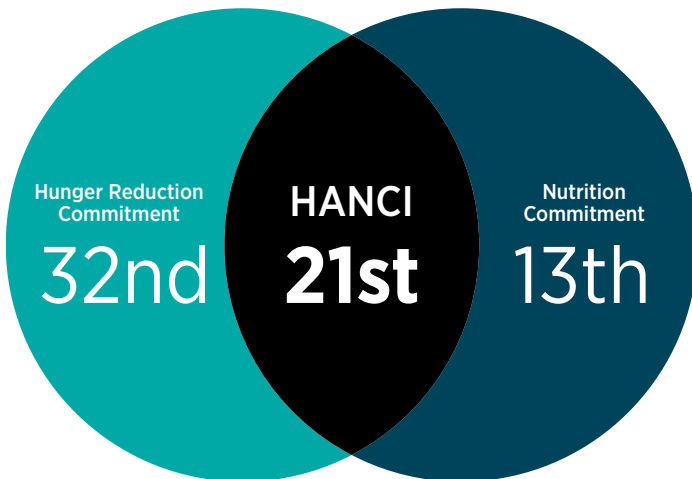


Key data for Burundi



Existing rates of: **Wasting: 5.1%** **Stunting: 55.9%** **Proportion of population underweight: 29.3%**

Source: Government of Burundi (EDSB-III, 2016-17)





















Strong Performance

- The National Nutrition Policy/Strategy identifies time bound nutrition targets and a multisectoral and multistakeholder policy coordination mechanism has been set up.
- Policymakers in Burundi benefit from regular nutrition surveys that are statistically representative at national level. The last survey was published in 2016-2017.
- The Government of Burundi promotes complementary feeding practices.
- In Burundi 99.2% of women aged 15-49 were visited at least once during pregnancy by skilled health personnel in 2016-2017.




Areas for improvement




- Spending on agriculture (3% of public spending in 2014), does not meet government commitments set out in the African Union's Maputo Declaration (10% of public spending).
- Burundi's spending in its health sector (11.8% of public spending in 2015) is close to, yet not fully meeting government commitments set out in the African Union's Abuja Declaration (15% of public spending).
- In Burundi, the law does not give women economic rights equal to men. Men and women have equal legal access to agricultural land, but this is not effectively enforced and discriminatory practices against women continue, increasing their vulnerability to hunger and undernutrition.
- Relative to other HANCI countries, Burundi's medium/long term national development policy (Vision Burundi 2025) places weak importance to nutrition.
- Weak access to improved sanitation facilities (43.8% in 2017) obstructs better hunger and nutrition outcomes.
- In Burundi, constitutional protection of the right to social security is weak.
- Social safety nets in Burundi are basic and only cover few risks for a limited number of beneficiaries.




Hunger Reduction Commitment Index (HRCI)

Public spending	Score*	Year	HRCI Rank of 45
 Public spending on agriculture as share of total public spending ¹	 3%	2014	Joint 34th
 Public spending on health as share of total public spending ²	 11.8%	2015	7th
Policies			
 Access to land (security of tenure) ³	 Moderate	2016	Joint 25th
 Access to agricultural research and extension services ³	 Moderate	2013	Joint 29th
 Civil registration system — coverage of live births	 75.2%	2010	19th
 Functioning of social protection systems ³	 Weak	2016	Joint 21st
Laws			
 Level of constitutional protection of the right to food ³	 Moderate	2016	Joint 8th
 Equality of women's access to agricultural land (property rights) ⁴	 In Law, not in Practice	2014	Joint 1st
 Equality of women's economic rights ⁴	 Not in Law	2014	Joint 26th
 Constitutional right to social security (yes/no)	 No	2011	Joint 29th

























¹ Possible scores are:  <75% of agri. spending pledges (AU commitments set out in the Maputo Declaration)  >=75% & <100%  >=100%

² Possible scores are:  <75% of health spending pledges (AU commitments set out in the Abuja Declaration)  >=75% & <100%  >=100%

³ Possible scores are:  Very Weak/Weak  Moderate  Strong/Very Strong

⁴ Possible scores are:  Not in Law  In Law Not in Practice  In Law & Practice

Nutrition Commitment Index (NCI)

Public spending	Score*	Year	NCI Rank of 45
 Separate budget for nutrition (No/Sectoral only/Yes)	 Sectoral only	2017	Joint 17th
Policies			
 Vitamin A supplementation coverage for children	 71%	2015	24th
 Government promotes complementary feeding (yes/no)	 Yes	2014	Joint 1st
 Population with access to an improved water source	 82.8%	2017	17th
 Population with access to improved sanitation	 43.8%	2017	14th
 Health care visits for pregnant women	 99.2%	2016-2017	1st
 Nutrition features in national development policy ¹	 Weak	2011-2015	34th
 National nutrition policy/strategy (yes/no)	 Yes	2017	Joint 1st
 Multisector and multistakeholder policy coordination (yes/no)	 Yes	2017	Joint 1st
 Time bound nutrition targets (yes/no)	 Yes	2016	Joint 1st
 National nutrition survey in last 3 years (yes/no)	 Yes	2016-2017	Joint 1st
Laws			
 ICMSB [^] Enshrined in domestic law ²	 Many Aspects Enshrined	2016	Joint 15th

¹ Possible scores are:  Very Weak/Weak  Moderate  Strong/Very Strong (Note: Performance relative to other countries).

² Possible scores are:  Not Enshrined in Law  Few/Many Aspects Enshrined  Fully enshrined.

[^] International Code of Marketing of Breastmilk Substitutes