

Existing rates of: **Wasting: 11.6%** **Stunting: 22%** **Proportion of population underweight: 19.5%**

Source: Gov. of Mauritania (National Nutrition Survey, 2012)

Strong Performance




- The Government encourages varied agricultural research and extension services, and local farmer organisations are involved in setting policy priorities. The extension system is effective and properly reaches out to poor farmers. Government policies, strategies and mechanisms seek to ensure gender equity in access to extension services.
- Relative to other HANCI countries, Mauritania's medium/long term national development policy (Cadre Stratégique de Lutte contre la Pauvreté) assigns strong importance to nutrition.
- The National Nutrition Policy/Strategy identifies time bound nutrition targets and a multisectoral and multistakeholder policy coordination mechanism has been set up.
- Policymakers in Mauritania benefit from regular nutrition surveys that are statistically representative at national level. The last survey was published in 2015.
- The Government of Mauritania promotes complementary feeding practices.




Areas for improvement

- Spending on agriculture (4.67% of public spending in 2014), does not meet government commitments set out in the African Union's Maputo Declaration (10% of public spending).
- Mauritania's spending in its health sector (6% of public spending in 2014) does not fully meet (15%) commitments set out in the Abuja Declaration.
- In Mauritania, the law gives women and men equal economic rights and equal legal access to agricultural land. However, these laws are not effectively enforced and discriminatory practices against women continue, increasing their vulnerability to hunger and undernutrition.
- The Government of Mauritania has not enshrined the International Code of Marketing of Breastmilk Substitutes into domestic law.
- Weak access to an improved source of drinking water (57.9% in 2015) and an improved sanitation facility (40% in 2015) prevents positive outcomes for hunger and nutrition in Mauritania.
- In Mauritania, constitutional protection of the right to food and the right to social security is weak.
- Social safety nets in Mauritania are basic and only cover few risks for a limited number of beneficiaries.
- Civil registration rates are weak (58.8% in 2011) and potentially hold back children's access to critical public services such as health and education.

Hunger Reduction Commitment Index (HRCI)

























Public spending	Score*	Year	HRCI Rank of 45
 Public spending on agriculture as share of total public spending ¹	 4.67%	2014	24th
 Public spending on health as share of total public spending ¹	 6%	2014	41st
Policies			
 Access to land (security of tenure) ²	 Moderate	2014	Joint 33rd
 Access to agricultural research and extension services ²	 Strong	2013	Joint 14th
 Civil registration system — coverage of live births	 58.8%	2011	29th
 Functioning of social protection systems ²	 Weak	2016	Joint 8th
Laws			
 Level of constitutional protection of the right to food ²	 Weak	2011	Joint 31st
 Equality of women's access to agricultural land (property rights) ³	 In Law, not in Practice	2014	Joint 1st
 Equality of women's economic rights ³	 In Law, not in Practice	2011	Joint 7th
 Constitutional right to social security (yes/no)	 No	2006	Joint 28th

¹ Possible scores are:  <75% of agriculture (Maputo) and health (Abuja) spending pledges  >=75 % and <100%  >=100%

² Possible scores are:  Very Weak/Weak  Moderate  Strong/Very Strong

³ Possible scores are:  Not in Law  In Law Not in Practice  In Law & Practice

Nutrition Commitment Index (NCI)

Public spending	Score*	Year	NCI Rank of 45
 Separate budget for nutrition (No/Sectoral only/Yes)	 Sectoral only	2015	Joint 18th
Policies			
 Vitamin A supplementation coverage for children	 89%	2014	Joint 20th
 Government promotes complementary feeding (yes/no)	 Yes	2014	Joint 1st
 Population with access to an improved water source	 57.9%	2015	37th
 Population with access to improved sanitation	 40%	2015	18th
 Health care visits for pregnant women	 84.2%	2011	33rd
 Nutrition features in national development policy ¹	 Strong	2011-2015	8th
 National nutrition policy/strategy (yes/no)	 Yes	2014	Joint 1st
 Multisector and multistakeholder policy coordination (yes/no)	 Yes	2015	Joint 1st
 Time bound nutrition targets (yes/no)	 Yes	2014	Joint 1st
 National nutrition survey in last 3 years (yes/no)	 Yes	2015	Joint 1st
Laws			
 ICMSB [^] Enshrined in domestic law ²	 Not Enshrined in Law	2016	Joint 33rd

¹ Possible scores are:  Very Weak/Weak  Moderate  Strong/Very Strong (Note: Performance relative to other countries).

² Possible scores are:  Not Enshrined in Law  Few/Many Aspects Enshrined  Fully enshrined.

[^] International Code of Marketing of Breastmilk Substitutes