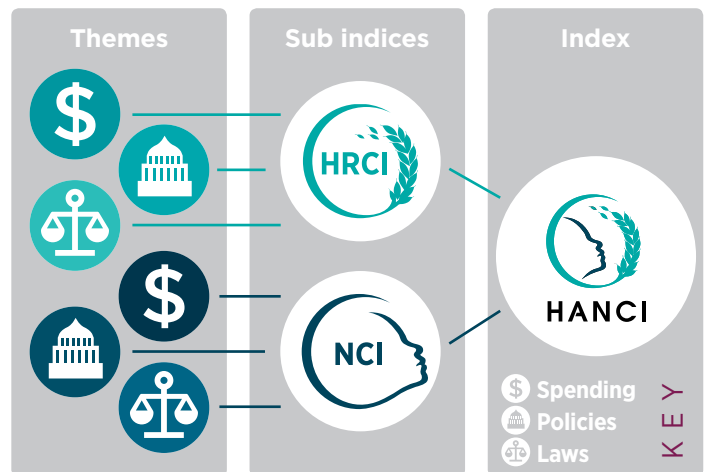
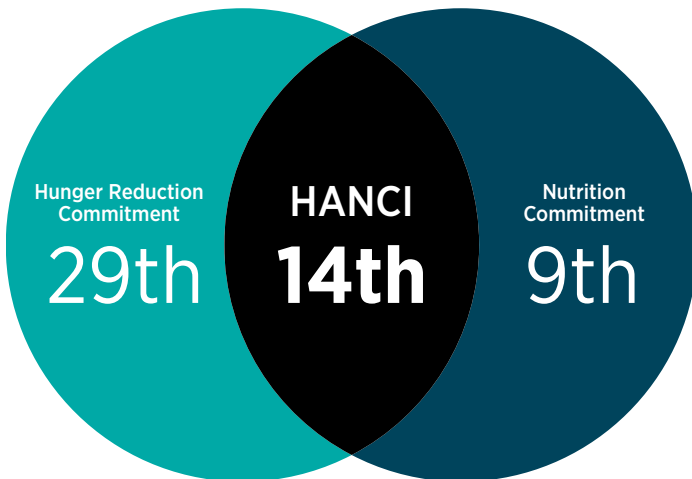


**Key data for Mali**



Existing rates of: **Wasting: 38.3%** **Stunting: 12.7%** **Proportion of population underweight: 25.5%**

Source: Gov. of Mali (DHS, 2013)

**Strong Performance**

- Relative to other HANCI countries, Mali’s medium/long term national development policy (Cadre Strategique por la croissance et la reduction de la pauvreté (CSCRPP)) assigns strong importance to nutrition.
- Mali instituted a separate budget line for nutrition, enabling transparency and accountability for spending.
- The National Nutrition Policy/Strategy identifies time bound nutrition targets and a multisectoral and multistakeholder policy coordination mechanism has been set up.
- Policymakers in Mali benefit from regular nutrition surveys that are statistically representative at national level. The last survey was published in 2012-2013.
- The Government of Mali promotes complementary feeding practices and has achieved two high doses of vitamin A supplementation for 98% of children in 2013.
- In Mali, constitutional protection of the right to social security is strong.





















**Areas for improvement**

- Spending on agriculture (5.38% of public spending in 2014), does not meet government commitments set out in the African Union’s Maputo Declaration (10% of public spending).
- Mali’s spending in its health sector (5.6% of public spending in 2014) does not fully meet (15%) commitments set out in the Abuja Declaration.
- In Mali, the law does not give women economic rights equal to men. Men and women have equal legal access to agricultural land, but this is not effectively enforced and discriminatory practices against women continue, increasing their vulnerability to hunger and undernutrition.
- Weak access to improved sanitation facilities (24.7% in 2015) obstructs better hunger and nutrition outcomes.
- Social safety nets in Mali are basic and only cover few risks for a limited number of beneficiaries.







## Key data for Mali

### Hunger Reduction Commitment Index (HRCI)

























Public spending	Score*	Year	HRCI Rank of 45
 Public spending on agriculture as share of total public spending <sup>1</sup>	 5.38%	2014	20th
 Public spending on health as share of total public spending <sup>1</sup>	 5.6%	2014	42nd
<b>Policies</b>			
 Access to land (security of tenure) <sup>2</sup>	 Moderate	2014	Joint 30th
 Access to agricultural research and extension services <sup>2</sup>	 Moderate	2013	Joint 21st
 Civil registration system — coverage of live births	 80.8%	2010	12nd
 Functioning of social protection systems <sup>2</sup>	 Weak	2016	Joint 20th
<b>Laws</b>			
 Level of constitutional protection of the right to food <sup>2</sup>	 Moderate	2014	Joint 8th
 Equality of women's access to agricultural land (property rights) <sup>3</sup>	 In Law, not in Practice	2014	Joint 1st
 Equality of women's economic rights <sup>3</sup>	 Not in Law	2011	Joint 26th
 Constitutional right to social security (yes/no)	 Yes	2014	Joint 1st

<sup>1</sup> Possible scores are:  <75% of agriculture (Maputo) and health (Abuja) spending pledges  >=75 % and <100%  >=100%

<sup>2</sup> Possible scores are:  Very Weak/Weak  Moderate  Strong/Very Strong

<sup>3</sup> Possible scores are:  Not in Law  In Law Not in Practice  In Law & Practice

### Nutrition Commitment Index (NCI)

Public spending	Score*	Year	NCI Rank of 45
 Separate budget for nutrition (No/Sectoral only/Yes)	 Yes	2015	Joint 1st
<b>Policies</b>			
 Vitamin A supplementation coverage for children	 98%	2013	Joint 10th
 Government promotes complementary feeding (yes/no)	 Yes	2014	Joint 1st
 Population with access to an improved water source	 77%	2015	22nd
 Population with access to improved sanitation	 24.7%	2015	28th
 Health care visits for pregnant women	 74.6%	2010	41st
 Nutrition features in national development policy <sup>1</sup>	 Strong	2012-2017	1st
 National nutrition policy/strategy (yes/no)	 Yes	2015	Joint 1st
 Multisector and multistakeholder policy coordination (yes/no)	 Yes	2015	Joint 1st
 Time bound nutrition targets (yes/no)	 Yes	2014	Joint 1st
 National nutrition survey in last 3 years (yes/no)	 Yes	2012-2013	Joint 1st
<b>Laws</b>			
 ICMSB <sup>^</sup> Enshrined in domestic law <sup>2</sup>	 Many Aspects Enshrined	2016	Joint 15th

<sup>1</sup> Possible scores are:  Very Weak/Weak  Moderate  Strong/Very Strong (Note: Performance relative to other countries).

<sup>2</sup> Possible scores are:  Not Enshrined in Law  Few/Many Aspects Enshrined  Fully enshrined.

<sup>^</sup> International Code of Marketing of Breastmilk Substitutes