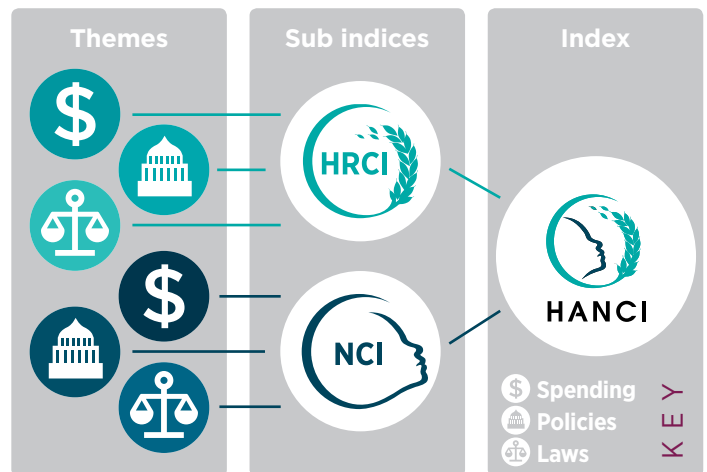





Key data for Angola



Existing rates of: **Wasting: 8.2%** **Stunting: 29.2%** **Proportion of population underweight: 15.6%**

Source: Gov. of Angola (Ministry of Health Angola, 2007)



















Strong Performance




- Government of Angola has ensured tenure security for rural populations. Land titling is common and land markets function well. Policy promotes equitable access to common property resources.
- Angola has devised a National Nutrition Policy/Strategy.
- Angola has introduced a multisectoral and multistakeholder policy coordination mechanism to support delivery of the National Nutrition Policy/Strategy.
- The Government of Angola promotes complementary feeding practices.
- In Angola, constitutional protection of the right to social security is strong.




Areas for improvement


- Spending on agriculture (0.83% of public spending in 2014), does not meet government commitments set out in the African Union's Maputo Declaration (10% of public spending).
- Angola's spending in its health sector (5% of public spending in 2014) does not fully meet (15%) commitments set out in the Abuja Declaration.
- In Angola, the law gives women and men equal economic rights and equal legal access to agricultural land. However, these laws are not effectively enforced and discriminatory practices against women continue, increasing their vulnerability to hunger and undernutrition.
- Relative to other HANCI countries, Angola's medium/long term national development policy (MPLA Development Program) places weak importance to nutrition.
- Angola does not have a separate budget line for nutrition; this prevents transparency and accountability for spending.
- Even though Angola has developed a National Nutrition Policy/Strategy and a multisectoral and multistakeholder policy coordination mechanism, clear time-bound nutrition targets are still lacking.
- Policymakers in Angola do not benefit from regular nutrition surveys that are statistically representative at national level. The last survey was published in 2007.
- The Government of Angola has not enshrined the International Code of Marketing of Breastmilk Substitutes into domestic law.
- The Government of Angola has only achieved two high doses of vitamin A supplementation for 6% of children in 2014.
- Weak access to an improved source of drinking water (49% in 2015) and an improved sanitation facility (51.6% in 2015) prevents positive outcomes for hunger and nutrition in Angola.
- Social safety nets in Angola are basic and only cover few risks for a limited number of beneficiaries.

Hunger Reduction Commitment Index (HRCI)

























Public spending	Score*	Year	HRCI Rank of 45
 Public spending on agriculture as share of total public spending ¹	 0.83%	2014	44th
 Public spending on health as share of total public spending ¹	 5%	2014	44th
Policies			
 Access to land (security of tenure) ²	 Strong	2014	Joint 9th
 Access to agricultural research and extension services ²	 Moderate	2013	Joint 29th
 Civil registration system — coverage of live births	 35.6%	2001	36th
 Functioning of social protection systems ²	 Weak	2016	Joint 20th
Laws			
 Level of constitutional protection of the right to food ²	 Moderate	2013	Joint 8th
 Equality of women's access to agricultural land (property rights) ³	 In Law, not in Practice	2014	Joint 1st
 Equality of women's economic rights ³	 In Law, not in Practice	2011	Joint 7th
 Constitutional right to social security (yes/no)	 Yes	2010	Joint 1st

¹ Possible scores are:  <75% of agriculture (Maputo) and health (Abuja) spending pledges  >=75 % and <100%  >=100%

² Possible scores are:  Very Weak/Weak  Moderate  Strong/Very Strong

³ Possible scores are:  Not in Law  In Law Not in Practice  In Law & Practice

Nutrition Commitment Index (NCI)

Public spending	Score*	Year	NCI Rank of 45
 Separate budget for nutrition (No/Sectoral only/Yes)	 No	2012	Joint 29th
Policies			
 Vitamin A supplementation coverage for children	 6%	2014	44th
 Government promotes complementary feeding (yes/no)	 Yes	2010	Joint 1st
 Population with access to an improved water source	 49%	2015	45th
 Population with access to improved sanitation	 51.6%	2015	11st
 Health care visits for pregnant women	 79.8%	2007	38th
 Nutrition features in national development policy ¹	 Weak	2012-2017	Joint 35th
 National nutrition policy/strategy (yes/no)	 Yes	2015	Joint 1st
 Multisector and multistakeholder policy coordination (yes/no)	 Yes	2012	Joint 1st
 Time bound nutrition targets (yes/no)	 No	2014	Joint 32nd
 National nutrition survey in last 3 years (yes/no)	 No	2007	Joint 35th
Laws			
 ICMSB [^] Enshrined in domestic law ²	 Not Enshrined in Law	2016	Joint 33rd

¹ Possible scores are:  Very Weak/Weak  Moderate  Strong/Very Strong (Note: Performance relative to other countries).

² Possible scores are:  Not Enshrined in Law  Few/Many Aspects Enshrined  Fully enshrined.

[^] International Code of Marketing of Breastmilk Substitutes