

Existing rates of: **Wasting:** 3.4% **Stunting:** 17.5% **Proportion of population underweight:** 6.5%

Source: Gov. of Gabon (DHS, 2012)





















### Strong Performance

- Gabon has devised a National Nutrition Policy/Strategy.
- Policymakers in Gabon benefit from regular nutrition surveys that are statistically representative at national level. The last survey was published in 2012.
- The Government has fully enshrined the International Code of Marketing of Breastmilk Substitutes into domestic law.
- The Government of Gabon promotes complementary feeding practices.
- 92.2% of the population of Gabon in 2012 has access to an improved drinking water source.
- In Gabon 94.7% of women aged 15-49 were visited at least once during pregnancy by skilled health personnel in 2012.
- In Gabon, constitutional protection of the right to social security is strong.

### Areas for improvement

- Spending on agriculture (0.8% of public spending in 2004), does not meet government commitments set out in the African Union's Maputo Declaration (10% of public spending).
- Gabon's spending in its health sector (7.2% of public spending in 2012) does not fully meet (15%) commitments set out in the Abuja Declaration.
- Extension services are the preserve of government and poor farmers have no say in setting policy priorities. The agricultural research and extension system is not properly reaching out to poor farmers. There is no policy promoting gender equity in access to extension services.
- In Gabon, the law does not give women economic rights equal to men. Men and women have equal legal access to agricultural land, but this is not effectively enforced and discriminatory practices against women continue, increasing their vulnerability to hunger and undernutrition.
- Relative to other HANCI countries, Gabon's medium/long term national development policy (Plan Strategique du Gabon Emergent) places weak importance to nutrition.
- Even though Gabon has developed a National Nutrition Policy/Strategy and clear time-bound nutrition targets, a multisectoral and multistakeholder policy coordination mechanism is still lacking.
- The Government of Gabon has only achieved two high doses of vitamin A supplementation for 41% of children in 2006.
- Weak access to improved sanitation facilities (41.4% in 2012) obstructs better hunger and nutrition outcomes.
- In Gabon, constitutional protection of the right to food is weak.

## Hunger Reduction Commitment Index (HRCI)

























Public spending	Score*	Year	HRCI Rank of 45
 Public spending on agriculture as share of total public spending <sup>1</sup>	 0.8%	2004	44th
 Public spending on health as share of total public spending <sup>1</sup>	 7.2%	2012	36th
Policies			
 Access to land (security of tenure) <sup>2</sup>	 Moderate	2011	Joint 33rd
 Access to agricultural research and extension services <sup>2</sup>	 Weak	2007	45th
 Civil registration system — coverage of live births	 89.6%	2012	7th
 Functioning of social protection systems <sup>2</sup>	 Weak	2014	Joint 9th
Laws			
 Level of constitutional protection of the right to food <sup>2</sup>	 Weak	2011	Joint 18th
 Equality of women's access to agricultural land (property rights) <sup>3</sup>	 In Law, not in Practice	2014	Joint 1st
 Equality of women's economic rights <sup>3</sup>	 Not in Law	2011	Joint 26th
 Constitution recognises the right to social security (yes/no)	 Yes	2006	Joint 1st

<sup>1</sup> Possible scores are:  <75% of agriculture (Maputo) and health (Abuja) spending pledges  >=75 % and <100%  >=100%




<sup>2</sup> Possible scores are:  Weak  Moderate  Strong

<sup>4</sup> Possible scores are:  Not in Law  In Law Not in Practice  In Law & Practice

## Nutrition Commitment Index (NCI)

Public spending	Score*	Year	NCI Rank of 45
 Separate budget for nutrition (No/Sectoral only/Yes)	 Sectoral only	2014	Joint 16th
Policies			
 Vitamin A supplementation coverage for children	 41%	2006	40th
 Government promotes complementary feeding (yes/no)	 Yes	2011	Joint 1st
 Population with access to an improved water source	 92.2%	2012	7th
 Population with access to improved sanitation	 41.4%	2012	17th
 Health care visits for pregnant women	 94.7%	2012	Joint 11st
 Nutrition features in national development policy <sup>1</sup>	 Weak	2025	Joint 36th
 National Nutrition Policy/Strategy (yes/no)	 Yes	2013	Joint 1st
 Multisector and multistakeholder policy coordination (yes/no)	 No	2013	Joint 34th
 Time bound nutrition targets (yes/no)	 Yes	2013	Joint 1st
 National nutrition survey in last 3 years (yes/no)	 Yes	2012	Joint 1st
Laws			
 ICMSB <sup>^</sup> Enshrined in domestic law <sup>2</sup>	 Fully enshrined	2014	Joint 1st

<sup>1</sup> Possible scores are:  Weak  Moderate  Strong (Note: Performance relative to other countries).

<sup>2</sup> Possible scores are:  Not Enshrined in Law  Voluntary Adoption  Fully enshrined.

<sup>^</sup> International Code of Marketing of Breastmilk Substitutes